




NONABSORBABLE SURGICAL SUTURE





PTFE

POLYTETRAFLUOROETHYLENE MONOFILAMENT

TYPE	Monofilament
COMPOSITION	Polytetrafluoroethylene (PTFE)
COATING	None
TISSUE REACTION	Minimal
ABSORPTION	Non absorbable
SUTURE COLOUR	White
RANGE	USP 6/0 - 3/0
INDICATIONS	PTFE sutures are intended for use in general soft tissue closing and/ or ligation; especially in skin closure, general surgery, plastic surgery, gastrointestinal surgery, gynaecology, obstetrics, orthopaedics, ophthalmic surgery and oral surgery.



 Round bodied needle – taper point – 1/2 circle								
NEEDLE			EP	USP	LENGTH	SUTURE COLOUR	OTHER INFORMATION	ORDER NUMBER
HR16	16 mm		0.7	6/0	60 cm	white	without CE	PT60HR16
			1	5/0	60 cm	white	without CE	PT50HR16
			1.5	4/0	60 cm	white	without CE	PT40HR16
HR20	20 mm		1	5/0	60 cm	white	without CE	PT50HR20
			1.5	4/0	60 cm	white	without CE	PT40HR20
			2	3/0	60 cm	white	without CE	PT30HR20

 Reverse cutting needle – 3/8 circle								
NEEDLE			EP	USP	LENGTH	SUTURE COLOUR	OTHER INFORMATION	ORDER NUMBER
DS12	12 mm		0.7	6/0	60 cm	white	without CE	PT60DS12
DS16	16 mm		0.7	6/0	60 cm	white	without CE	PT60DS16
			1	5/0	60 cm	white	without CE	PT50DS16
DS19	19 mm		1.5	4/0	60 cm	white	without CE	PT40DS16
			1	5/0	60 cm	white	without CE	PT50DS19
			1.5	4/0	60 cm	white	without CE	PT40DS19
			2	3/0	60 cm	white	without CE	PT30DS19